



NEW CH THE BEST OF BOTH WORLDS



New CH. Crossover Harvesting™ by New Holland.

let's get it done.

CROSSOVER HARVESTING. THE BEST OF BOTH WORLDS.

New Holland combines have delivered benchmark performance in both the rotary and conventional segments for decades. Now, New Holland has combined its outstanding Twin Rotor™ separation technology with the efficient, large diameter threshing drum of its conventional combines to launch a brand new, Crossover Harvesting™ concept: the CH7.70. This machine has been designed for professional arable farmers and contractors who prize performance and value, including easy maintenance. The CH creates a new segment, between mid range conventional and flagship rotary models, much like its illustrious ancestor; the TF range of the 1980s.

HARVESTING. DELIVERED.

The CH range's vital statistics speak for themselves

- +25% throughput vs a conventional combine in this segment.
- -35% broken grain vs a competitor combine in this segment.
- +15% triple cascade cleaning capacity vs dual cascade cleaning.
- +10% engine power vs a CX6.90 combine.

TECHNICAL EXCELLENCE

The CH crossover combine simply delivers. And that is thanks to the outstanding technology under its skin. The two drum threshing system, which benefits from proven Opti-Thresh™ technology is combined with Twin Rotor™ separation. This adds up to outstanding grain and straw quality and an ergonomic operator experience which delivers the ultimate in ease of use. What's more, this combine is at home in all crops and in all conditions. Delivering the versatility and reliability you need.

LATERALE VERSION MAINTAINS CAPACITY ON STEEP SLOPES

For sustained performance in hilly conditions, a Laterale version, which uses a robust automatic levelling system provides transverse slope correction of up to 18% on both sides. The Laterale system is in addition to the standard Triple-Clean™ and self-levelling Smart Sieve™ systems. The result? Optimized cleaning efficiency over difficult terrain.





HARVEST MASTERS

Harvest Masters is the programme available to those customers who have purchased combines, large square balers or self-propelled forage harvesters.

The Harvest Masters members are supported during the season by a dedicated team of New Holland specialists providing the necessary assistance and promptly meeting their needs arising during operation.

They are also invited to periodic operator workshops where New Holland specialists focus on unlocking the machines' full potential alongside maintenance master classes.



CONTROL ROOM

Using data from MyPLM®Connect, skilled technicians analyze specific triggers in the cloud to implement solutions as required. If an issue is identified, the system proactively sends an alert to dealers with the corrective action.

Then dealers can prepare in-field or remote assistance and in addition New Holland can support the process to find the quickest solution. That's New Holland's commitment to its customers.



UPTIME SUPPORT

The priority assistance service for New Holland machines. A dedicated team operates around the clock to manage the requests, which can be activated through the MyNew Holland™ app and the Top Service toll free number.

New Holland and the Dealer network will do all possible to provide support, checking many options to get our customers back on the move as quickly as possible and the request will be followed up until the machine is fully repaired. The team relies on a Priority Parts process and dedicated service team, to reach a fast resolution. The service is able to solve more than 80% of breakdowns in less than 48 hours, this is our commitment to our customers!



 **TOP SERVICE**
00800 64 111 111



UPTIME PARTS

New Holland knows how important it is to minimize machine downtime and get back quickly to your farming. New Holland parts logistics is organized in order to ensure error-free and rapid parts distribution.

An efficient integrated stock management system allow to our six strategically positioned European Depots excellent performance 24/7.



UPTIME SERVICE

Minimum downtime, maximum resale value. Your machine is always in top condition, with professional support and high quality genuine parts you maintain the value of your equipment over time.

The Extended Warranty is standard on CH7.70, CR and CX7 & CX8 combine ranges. The 3 year or 1,200 engine hours warranty covers engine, driveline and after treatment systems.



UPTIME WARRANTY: BECAUSE YOUR PEACE OF MIND IS PRICELESS

Uptime Warranty is the New Holland Extended Warranty program under the same conditions as the Base Warranty.

Maximum control over operating costs, maximum improvement of the uptime, repairs completed by authorized New Holland Dealers using New Holland genuine parts, higher re-sale value of your machine are some of the key benefits. Please ask your Dealer for more details and for a tailored Uptime Warranty offer*.

** Refer to Uptime Warranty detailed terms and conditions at your Dealer*



GET AHEAD WITH NEW HOLLAND HEADERS

The extensive range of New Holland headers has been designed to perfectly match the CH combine range to ensure the smoothest and most efficient crop intake. Choose the header which best suits your needs, up to the 9.15 metre Varifeed™ header.





VARIFEED™ HEADERS ADAPT TO YOUR CROP

The CH range can be equipped with Varifeed™ grain headers of up to 9.15 metre, and a brand new 8.53 metre variant has been developed specifically for this range, in response to customer demand. Varifeed™ headers feature their trademark 575mm of fore-aft knife adjustment, which is carried out from the cab to ensure optimal configuration in all crops.

ALL NEW RAPE KNIFE DESIGN

The new optional 36-teeth side knives have been redesigned with a low mounting point, and the new, lightweight design makes them easier to connect to the Varifeed™ header for even more user friendly operation.

DRAPER HEADERS

The new generation draper headers are ideal in vast fields and guarantee uniform throughput across the entire width of the cutter bar. Available in both rigid and ground following Superflex variants, the exclusive and patented rubber spring flotation system ensures efficient ground contouring.

MAIZE HEADERS

Choose between flip up and rigid maize headers, which can chomp through up to eight rows of maize at once. Best-in-class stalk chopping, shorter points which better follow ground contours to prevent run down of valuable crops, as well as gills, which direct any loose kernels to the back of the header to reduce waste, all come as standard.

SUPERFLEX HEADERS

On uneven ground, Superflex headers are king. The knife bed can flex a full 110mm in uneven fields to ensure a closer cut and uniform stubble height. The full-floating auger with deep flights provides fast, smooth feeding, even in the heaviest crops.

NEW HOLLAND HEADER TRAILERS

Available for Varifeed™ headers from 7.62m – 9.15m, the new range of four wheel-steer New Holland header trailers offer security, stability and ultimate manoeuvrability at speeds up to 40kph. Self-aligning locating brackets and a secure and reliable locking-pin system ensure minimum downtime when detaching the header.



PROVEN THRESHING TECHNOLOGY FOR CROSSOVER PRODUCTIVITY

The CH range benefits from the proven and internationally renowned conventional threshing technology. The largest diameter drum in the segment and outstanding crop-to-crop flexibility make the CH a true harvesting machine.



STANDARD DRUM, STANDARD RASP BARS & SMALL GRAIN CONCAVE



UNIVERSAL DRUM, STANDARD RASP BARS & SMALL GRAIN CONCAVE



UNIVERSAL DRUM, RICE RASP BARS & RICE CONCAVE



UNIVERSAL DRUM, STANDARD RASP BARS & RICE CONCAVE






WELL PROVEN AND ADAPTABLE THRESHING DRUM

The CH range features a 600mm diameter threshing drum. Thanks to its reinforced, heavy duty design it offers outstanding threshing performance. An all new heavy duty variator controls the drum speed, and is regulated from the comfort of the cab. This means the speed is perfectly matched to the crop and field conditions at hand.



TOP-FEEDING ROTORS

The beater, the second element of the threshing system has two important functions. First it aids more aggressive separation to ensure each and every grain is captured, and secondly it delivers the crop to the top of the rotors for more efficient separation.



RUBBING ON DEMAND: THE OPTI-THRESH™ SYSTEM

The Opti-Thresh™ system enables adjustments to be made based on crop conditions and maturity simply by repositioning the rear concave section. When closed the concave reaches a full 121° wrap angle. When the hinged top section is moved away from the drum, the rubbing action is less aggressive, improving straw quality.



FRONT FACE ADJUSTMENT FOR INLINE FEEDING

The front face of the feeder housing can be mechanically adjusted to ensure perfect alignment with the header, thereby optimising the angle for different headers to deliver smoother, laminar crop flow for increased throughput.

STANDARD SECTIONAL CONCAVE: EASY TO MANAGE, QUICK TO CHANGE


Sectional concaves reduce the time to rebuild the combine when switching between crops from six hours to 20 minutes. When switching from one crop to another, simply select the required concave and replace the lower sections – all without removing the straw elevator.

TWO IS BETTER
THAN ONE.
TWIN ROTOR™
EXCELLENCE.

New Holland invented the Twin Rotor™ concept over 45 years ago, and today it is still considered to be the most efficient and gentlest separation system on the market – as the -35% broken grain vs a competitor combine in this segment confirms.

It delivers crop-to-crop versatility, requiring minimal changes in settings when switching between crops. The CH benefits from all of this, with specially designed 21" rotors to perfectly match its mission.





THE CROSSOVER HARVESTING™ SYSTEM

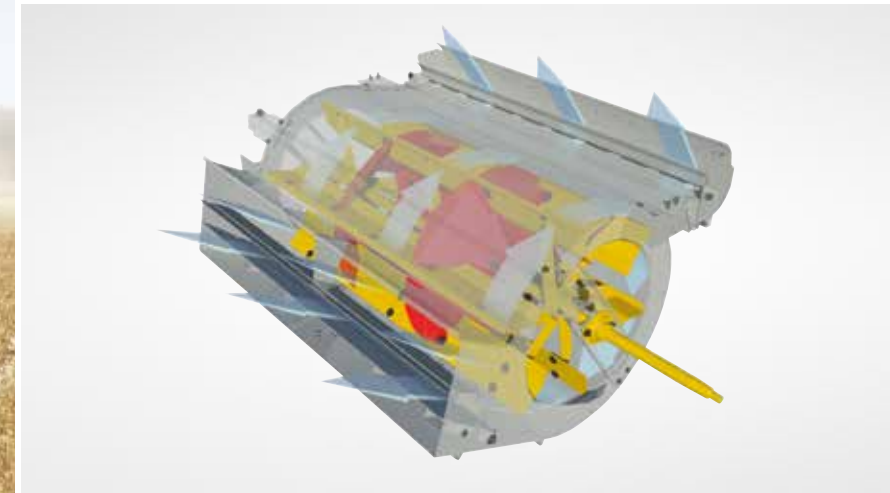
The 3.45 metre long, 533 mm diameter Twin Rotor™ separation fitted to the CH combine delivers the segment's largest separation area, at some 2.9m². The crossover harvesting rotors efficiently and smoothly move crop along the full length of the rotors to enhance the separation process. The eight removable concaves make cleaning and routine maintenance even easier and quicker. Select from two rotor speeds to suit the crop and conditions.


ROTOR CONCAVES. THE CHOICE IS YOURS.

You can choose the right concave for the task in hand. Grain concaves are ideal for maize and small grains and an optional rice kit is also available. A special flap at the end of the rotors can be opened or closed depending on the crop. This should be closed when harvesting rapeseed to reduce material other than grain (MOG) overloading the cleaning shoe.


A STEADY FLOW OF CLEAN GRAIN

The CH combine's cleaning capacity has been perfectly matched to its threshing and separation output. Large adjustable sieves, moving in opposite directions, and a powerful fan delivering an even distribution of air, are complemented by ingenious extra features: the Triple-Clean™ cascaded cleaning system, the Smart Sieve™ concept that virtually eliminates side slope effects and the award-winning Opti-Fan™ system that adapts the air flow to the longitudinal slope of the combine.






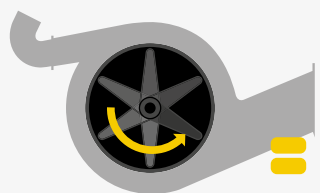
UP HILL




FLAT GROUND




DOWN HILL



LOW FAN SPEED




MEDIUM FAN SPEED




HIGH FAN SPEED

WITHOUT SMART SIEVE™ SYSTEM



WITH SMART SIEVE™ SYSTEM



TRIPLE-CLEAN™ CASCADED CLEANING SYSTEM

The standard Triple-Clean™ cascaded cleaning system boosts cleaning capacity by as much as 15%. This simple yet innovative feature enhances cleaning by means of an extra cascade in the centre of the grain pan, where an additional air blast removes large volumes of chaff and short straw ahead of the main sieves. This triple cascade approach ensures cleaning is not compromised when overall machine capacity is being optimized. Further capacity improvements include the double flight cross auger, which transfers grain to the elevator faster and can result in an increase in throughput.

OPTI-FAN™ SYSTEM: CONQUERING HILLS

The award-winning Opti-Fan™ system automatically compensates for fluctuating grain speed across the cleaning shoe when working on slopes. The fan speed will automatically decrease when working uphill to prevent precious grain being lost out the back of the combine and will increase when travelling downhill to prevent clogging of the shoe.

SMART SIEVE™ TECHNOLOGY: NEUTRALISING THE EFFECT OF SIDE SLOPES UP TO 25%

The optional Smart Sieve™ system automatically compensates for side slopes, thereby neutralizing their impact to deliver perfectly balanced sieves for uniform cleaning performance. The system also calibrates sieve action based on fan speed and kernel size to determine the optimal throwing angle.

GRAIN AND RESIDUE MANAGEMENT

To truly unlock the CH crossover combine's capacity, efficient, high volume grain management was a must. The large grain tank, coupled with a fast unloading speed are the answer. With a growing number of agribusinesses seeing residue as another revenue stream, profitable and customisable residue management comes as standard.





HIGH CAPACITY GRAIN HANDLING

The 9,300 litre grain tank can be emptied in under 93 seconds thanks to an unloading speed of 100 litres/second. The 6.4 metre unloading auger is compatible with today's high capacity trailers.



A PROFESSIONAL WAY TO DEAL WITH CHAFF AND STRAW

The hydraulically driven chaff spreader offers a variable speed range to match spread to header width and the crop being harvested:


- The chaff is spread away from the row or buried beneath it leaving clean, lower dust straw, which is ideal for use as animal bedding, for example
- The powerful hydraulic spinning discs ensure that the chaff is spread evenly to the full width of the widest headers
- The high speed straw chopper is fitted with New Holland's innovative Dual-Chop™ system, that ensures that longer pieces of straw are cut down to size



CHOPPING MODE



SWATHING MODE



MAIZE MODE

HARVEST SUITE™ DELUXE CAB

The Harvest Suite™ Deluxe cab, a key feature of the CX range has been fitted to the CH crossover combine to deliver outstanding harvesting comfort. The spacious cab's premium environment is enhanced with deep colours, inspired by luxury automotive design. Key features include an adjustable steering column and smaller steering wheel, delivering improved ergonomics and even better visibility over the header. Additional work lights are standard. The cab boasts 6.3m² of glass, and you can enjoy all that space in the peace and quiet of the near silent 73dB(A) cab. With the new Harvest Suite™ Deluxe cab's 3.7m³ volume, there is truly luxury in space.





A PREMIUM OPERATOR EXPERIENCE

The dark headliner and console, and the use of premium finishings mean you will be perfectly at home in the CH crossover combine. An optional heated floor mat brings a touch of luxury when harvesting maize on chilly winter evenings.

DUAL USB CHARGING PORT

Look no further if you want to charge both your mobile telephone and your tablet. The dual on-board USB port is waiting for you.

REMOTE FOLDING MIRROR

When navigating tight country lanes you can simply electronically fold in the side mirror from the comfort of the cab. It's sometimes small things that make a big difference.

CHOOSE THE RIGHT SEAT FOR YOU

The CH range can be specified with the standard cloth trimmed seat equipped with high quality cushions. The range-topping deluxe air suspended seat features a two-tone cloth trim, air suspension, and up to 45° of adjustment when working on side slopes. Lumbar, damper, seat cushion angle and depth adjustment are accompanied by fore-aft movement for absolute harvesting comfort.

BRIGHT LED LIGHTS FOR DARK NIGHTS

An optional LED lighting package ensures a broad spread of light when harvesting and manoeuvring. Two additional lights have been placed on the straw hood, which are perfect for checking residue spreading when working at night or when reversing into tight spots.

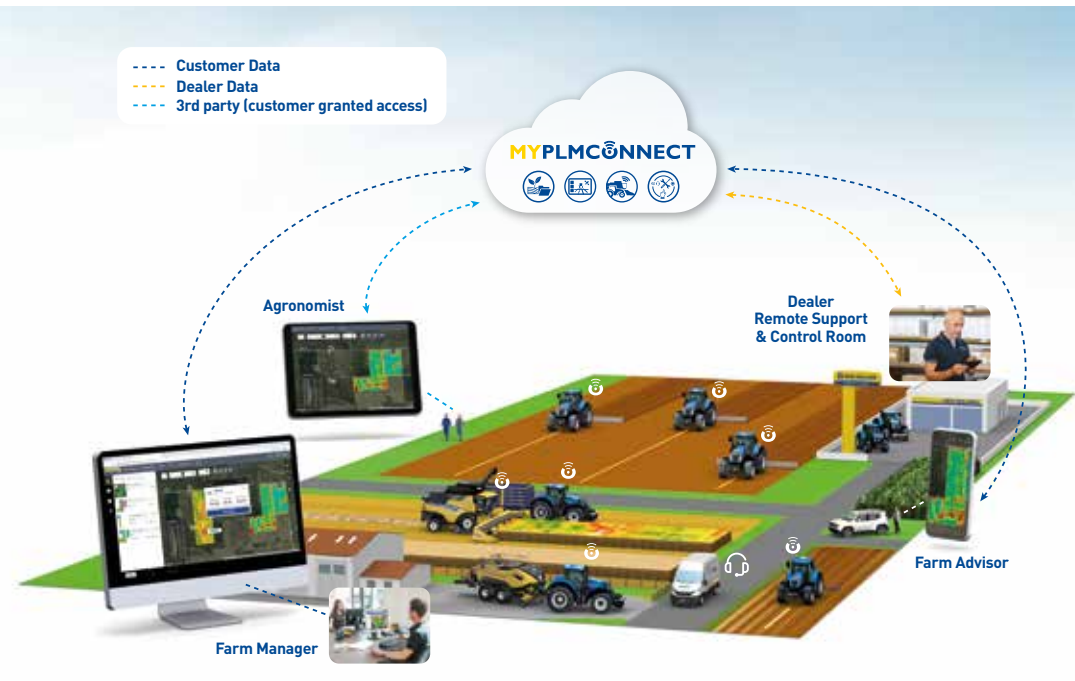
ADVANCED HARVESTING CONTROLS

The renowned New Holland harvesting console ensures that all key functions and controls fall naturally to hand. The IntelliView™ IV colour touchscreen monitor is easy to use and displays all key harvesting parameters at a glance. A whole host of automated functions, parameters to be fine-tuned and control systems are all available on this ergonomic command station.

GETTING MORE FROM FERTILE GROUND

As you would expect, the CH crossover combine has been equipped with advanced PLM® features which enable you to unlock even more productivity and performance – not only when you are in the cab, but back at the farm office to ensure every season is as productive as can be.





EZ-PILOT PRO GUIDANCE

This factory fitted integrated guidance system uses the IntelliView™ IV colour touchscreen monitor to manage all guidance functionality. Accurate to 1-2 centimetres, this offers true repeatability and accuracy, ensuring every grain is gathered in.

MYPLM®CONNECT TELEMATICS 3 OR 5 YEARS SUBSCRIPTION


MyPLM®Connect telematics, which can be accessed through the MyNew Holland™ App, enables you to connect to your CH from the comfort of your office through the utilization of the mobile network. You can stay in touch with your machines at all times, and can even send and receive real-time information that saves time and enhances productivity. The entry-level MyPLM®Connect Essential package offers the most frequently used features or upgrade to the MyPLM®Connect Professional package for full machine monitoring and control. In short, MyPLM®Connect will help you to reduce your fuel bills and improve fleet management and security in one simple package.

UP TO 3 VIEWING CAMERAS FOR 360° VISIBILITY

The CH crossover can be specified with three optional cameras. One is dedicated to reversing assistance and you can position the other two where you most need them. Maybe it is on the unloading auger to ensure accurate and uniform trailer filling, perhaps one is in the grain tank to check fill level, put simply, the choice is yours.

YIELD AND MOISTURE SENSORS

Patented and exclusive to New Holland, the optional yield and moisture sensors not only deliver exceptional accuracy, they do not need to be re-calibrated when switching between different crops. The moisture sensor is mounted on the grain elevator where it regularly samples harvested grain, and the yield sensor is mounted inside the Clean Grain Elevator.



POWERING YOUR HARVEST



The CH crossover combine complies with Stage V emissions standards, which mandate a further 40% reduction of Particulate Matter content compared to previous Tier 4B / Stage 4 regulations. This is achieved thanks to the new HI-eSCR 2 technology developed by FPT Industrial. This innovative after treatment system is a maintenance-free, patented solution that minimizes operating costs.





POWERFUL PERFORMANCE

The CH7.70 combine benefits from the productivity enhancing features of the FPT Industrial Cursor 9 engine that develops up to 374hp, 34hp more than the CX6.90, which means no matter the conditions, your CH keeps going.

LARGE FUEL TANK

The 670 litre fuel tank means that you will easily sail through a whole harvesting day without needing to refill your combine. When refuelling does come around, you can do so with ease thanks to the flat deck servicing platform.

EASY MAINTENANCE

The CH combine has been designed to deliver easy maintenance. Controlled by the IntelliView™ IV monitor, the automated variator lube system and Cleanout functions are standard. The Cleanout function cleans the entire combine, including sieves, drums and concaves, ideal when switching between crops. Only four greasing points make daily maintenance even quicker and the large service door on top of the straw hood door provides easy access.

SAVE FUEL DURING ROAD TRANSPORT / ROAD CRUISE MODE

For optimal fuel consumption during road transport, the Road Cruise Mode is engaged from the cab, reducing engine speed automatically, to save fuel and reduce noise.

WIDE TYRE OFFERING

The world's farms are situated in very different locations. Some characterised by narrow country access lanes, others in soils prone to compaction and still others nestled in rolling hills. Now you can choose the tyre combination that best suits your needs. Key tyre highlights include:

- 680 for a 3.3m overall width, when size is a constraint;
- 710 for a 3.5m overall width, which provides an ideal mix between working width and footprint;
- 900 ideal when compaction reduction is a key driver.



Models		CH7.70	CH7.70 Laterale
Degree of correction across the slope	(%)	0	18
Grain header cutting width			
High-Capacity grain header	(m)	5.18 - 9.15	5.18 - 9.15
Heavy Duty Varifeed™ grain header (575mm of knife travel)	(m)	4.88 - 9.15	4.88 - 9.15
Superflex header	(m)	6.10 - 9.15	6.10 - 9.15
8200 draper header	(m)	7.62 - 9.15	7.62 - 9.15
8600 Superflex draper header	(m)	9.15	9.15
Maize headers			
Flip-up maize headers	(number of rows)	6 - 8	-
Rigid maize headers	(number of rows)	6 - 8	6 - 8
Automatic header control systems			
Stubble height control		Automatic	Automatic
Compensation		●	●
Autofloat™ II system		●	●
Straw elevator front face adjustment		●	●
Harvest Suite™ Deluxe cab glass area	(m²)	6.3	6.3
LED working lighting pack		○	○
Deluxe cloth trimmed air-suspension seat		○	○
Instructor's seat with removable fridge		●	●
CommandGrip™ handle		●	●
IntelliView™ IV monitor		●	●
Right hand side electric folding mirror		○	○
3 Viewing Cameras		○	○
ACS (Automatic Crop Settings)		●	●
Automatic climate control		○	○
Heated floor mat		○	○
2 x USB charging ports		○	○
Optimum cab noise level	[dB(A)]	73	73
New Holland Precision Land Management systems			
MyPLM®Connect Telematics 3 or 5 years subscription		○	○
Guidance systems		○	○
SmartSteer™ automatic guidance system		○	○
EZ-Pilot PRO automatic guidance system		○	○
Automatic row guidance system for maize headers		○	○
Precision farming			
Full Precision farming package including: Yield measuring and moisture measuring, DGPS yield mapping		○	○
Threshing drum Standard type / Universal type		● / ○	● / ○
Heavy duty hydraulic drum variator		●	●
Width / Diameter	(mm)	1560 / 607	1560 / 607
Number of bars	(m)	8	8
Speed range standard / Optional drum speed reductor	(rpm)	400 - 1200 / 250 - 720	400 - 1200 / 250 - 720
Quick-change sectional concave			
Area	(m²)	1.04	1.04
Number of bars		14	14
Angle of wrap Opti-Thresh™ system open / closed	(°)	85 / 121	85 / 121
Four paddle Beater			
Diameter	(mm)	395	395
Beater concave area	(m²)	0.14	0.14

Models		CH7.70	CH7.70 Laterale
Crossover technology		Twin Rotor™ separation	
Rotor diameter / length	(mm)	542 / 3454	542 / 3454
Min / Max speed	(rpm)	400 / 700	400 / 700
Return pan below rotors (to increase cleaning system capacity)		●	●
Rotor concaves		10	10
Rice concave kit		○	○
Wrap angle	(°)	93	93
Concave rear flaps		●	●
Total separation area	(m²)	2.9	2.9
Triple-Clean™ cascade system		●	●
Smart Sieve™ self levelling: cleaning system automatic kernel size adaptation		●	●
Side slope correction on Pre and Top Sieve	(%)	25	25
Grainpan removable from front on Smart Sieve™ cleaning shoe		●	●
Pre-cleaning system		●	●
Total area under wind control	(m²)	5.21	5.21
Remote control top and bottom sieve setting		○	○
Opti-Fan™ system		●	●
Number of blades		6	6
Variable speed range - Standard High / Optional Low	(rpm)	530 - 1200 / 220 - 520	530 - 1200 / 220 - 520
Electrical speed adjustment from the cab		●	●
Grain tank Capacity / Hillside version	(l)	9300	9300
Central filling, folding bubble-up extension		●	●
Overtop unloading tube	(m)	● 4.75 / ○ 5.50 / ○ 6.40	● 4.75 / ○ 5.50 / ○ 6.40
Unloading speed	(l/s.)	100	100
Engine*		Cursor 9 (8.7L)*	Cursor 9 (8.7L)*
Compliant with engine emission regulations		Stage V	Stage V
ECOBBlue™ HI-eSCR 2 system (Selective Catalytic Reduction)		●	●
Gross engine power @ 2100rpm - ISO 14396 - ECE R120	[kW/hp(CV)]	245/333	245/333
Maximum engine power @ 2000rpm - ISO 14396 - ECE R120	[kW/hp(CV)]	275/374	275/374
Rotary air screen blow off system		○	○
Diesel / AdBlue fuel tank capacity	(l)	670 / 110	670 / 110
Transmission		3 - speed	3 - speed
Differential lock		○	-
Powered rear wheels		○	○
Maximum speed	(kph)	30	30
Residue management			
Dual-Chop™ straw chopper		○	○
Remote adjustable deflectors		○	○
Adjustable chaff spreader		○	○
Dimensions with traction wheels**		710/75R34	710/75R34
Maximum height in transport position	(m)	3.990	3.990
Maximum width - transport	(m)	3.500	3.500
Maximum length with extended unloading tube without header	(m)	8.760	8.760
Weight			
Standard version less header and less strawchopper	(kg)	13400	14700

● Standard ○ Optional – Not available

* Developed by FPT Industrial

**Traction wheel other than those mentioned are also available, depending on the market (650/75R32, 680/85R32, 800/65R32, 800/70R32, 900/60R32)

NEW HOLLAND TOP SERVICE: CUSTOMER SUPPORT AND CUSTOMER INFORMATION



TOP AVAILABILITY

If you need information, or have an out of hours question, ring our toll-free number*. All day, every day, we are just a call away.



TOP SPEED

Express parts delivery: when you need it, where you need it!



TOP PRIORITY

Fast-track solution during the season: because your harvest can't wait!



TOP SATISFACTION

We drive and track the solution you need, keeping you informed: until you are 100% satisfied!



FOR MORE DETAILS, ASK YOUR NEW HOLLAND DEALER!

* Calls to the Top Service team are free from landlines in the United Kingdom and Republic of Ireland. UK-based mobile calls are also free, but Republic of Ireland mobile users should call 01 2421881 and this will be charged at your standard network rate.



www.newholland.com/uk

www.newholland.com/ie



The data indicated in this folder are approximate. The models described here can be subjected to modifications without any notice by the manufacturer. The drawings and photos may refer to equipment that is either optional or intended for other countries. Please apply to our Sales Network for any further information. Published by New Holland Brand Communications. BTS Adv. - Printed in Italy - 02/22 - (Turin) - 202007/INB