

ENHANCED MULCHING

The Tuffcut 650 is designed for high-productivity mulching of large areas and includes a choice of blade configurations including the X-CUT 6 which offers the ultimate in high performance mulching.

Each setup utilises heavy-duty, free-swinging blades that breakback to protect the machine from foreign obstacles while updraft blade technology lifts the crop to ensure thorough cutting and mulching. McConnel's X-CUT 4 and X-CUT 6 blade configurations deliver more cuts per revolution than the standard 3 blades, resulting in a fine mulch, a clean finish, and even material distribution.

The X-CUT 6 blade configuration provides additional mulching capability by including four regular cutting blades (shown in grey) supplemented by two extra mulching blades (shown in green) set at a higher cutting plane, which further reduces vegetation to an even finer mulch.



X-CUT 6 BLADE CONFIGURATION
The ultimate in high-performance mulching.

3-BLADE



3-BLADE

Updraft blade technology
Anti-scalp blade pans
3 cutting blades

X-CUT 4



X-CUT 4

Updraft blade technology
Anti-scalp blade pans
4 cutting blades
More cuts per rotation

X-CUT 6




X-CUT 6

Updraft blade technology
Anti-scalp blade pans
4 cutting blades
More cuts per rotation
2 mulching blades
Multi cutting and mulching planes

CONTOUR FOLLOWING

The Tuffcut 650 features a three-section deck design with independent wing flotation, allowing it to follow the contours of the ground for a clean and even finish.



McCONNEL

Tel: +44 (0)1584 873131
E-mail sales@mcconnel.com
Website www.mcconnel.com

TUFFCUT 650

SPECIFICATION

Working width	6.28m (20' 7")
Cutting height	25mm – 400mm (1" – 8 1/2")
Cutting capacity	100mm (4")

EQUIPMENT DETAILS


PTO speed	1000rpm
Protection	2 or 4 way slip clutches on rotor gearboxes. Overrun on input shaft
Number of rotors	5
Number of blades	15, 20 or 30 blades. Each 12mm (1/2") 30 carbon boron hardened and tempered. Free swinging high lift – low friction
Blade bolts	M24 C/W shank grade 8.8
Blade overlap	110mm
Blade tip speed	79m/sec (259ft/sec)
Hydraulic wing flex	45° up / 15° down
Anti-scalp dish	6mm (1/4") round pan with blade holder bar
Input shaft	1-3/8" Z21 or Z6 SFT 6/8 tractor end
Deck construction	All welded construction
Deck material thickness	6mm (1/4")
Skid construction	Replaceable bolt on skid shoes
Side skirt material thickness	5mm (3/16")
Driveline	ASAE category 6
Gearbox (splitter)	Splitter - cast iron housing
Gearbox (rotor)	Rotor x 5 - cast iron housing
Gearbox oil capacity (splitter gearbox)	EP80-90W - 2.7 litres (4.7 pints)
Gearbox oil capacity (rotor gearbox)	85W - 140 Oil - 4.3 litres (7.6 pints)
Wheels	8 wheels as standard
Tyres	6.00-9 10 PLY pneumatic tyre with steel rim
Centre deck axles	Walking axles as standard
Wing deck axles	Walking axles as standard
Front and rear guards	Single chain guards on each deck

DIMENSIONS


Machine weight	3,100kg (6,834lbs)
Overall width	6.47m (21' 3")
Overall length	5.07m (16' 8")
Transport width	2.70m (8' 10")
Transport height	2.90m (9' 7")
Deck depth	0.23m (9")

TRACTOR REQUIREMENT & ATTACHMENT

HP requirement	90hp (67kW)
Attachment	Drawbar (High or low hitch compatible)



WORLD CLASS
MOWING SOLUTIONS



TUFFCUT 650

TUFFCUT 650

HIGH-PERFORMANCE FLEX-WING ROTARY MOWER

WORKING WIDTH
6.28m (20' 7")

McCONNEL

SALES

Tel: +44 (0)1584 873131
sales@mcconnel.com

PARTS

Tel: +44 (0)1584 813444
parts@mcconnel.com

SERVICE

Tel: +44 (0)1584 875848
service@mcconnel.com

MARKETING

Tel: +44 (0)1584 813412
marketing@mcconnel.com

TUFFCUT 650

McConnel's new high performance Tuffcut 650 rotary mower can cover large areas quickly and efficiently and is perfect for stubble management, grass maintenance, scrub clearance and cover crop mulching.


VERSATILE PERFORMANCE

The Tuffcut 650 boasts a new flat top deck design that minimises debris build-up during operation, ensuring easy and efficient cleaning between jobs.

With a working width of 6.28m, 8 hauling wheels, and the flexibility to choose between 3, 4, or 6 blades per rotor, the Tuffcut 650 is a versatile, high output mulcher with the added benefit of a 7-year gearbox warranty.

ENHANCED PROTECTION

The main deck is fabricated from 6mm steel plate and features deck protection rings for added reinforcement. Antiscalp blade pans, stump jumper skids, and full-length side skids also provide protection from obstacles during mowing while internal baffling and a 110mm blade overlap ensures a clean cut and even mulch distribution.



SMOOTH DECK
An all-new flat deck minimises build-up of debris while working and ensures easy cleaning between jobs.

REPLACEABLE SIDE SKIDS

UNIVERSAL HITCH
Trailed hitch can be set to high or low position.

+45° AND -15° WING MOVEMENT

SLIP CLUTCH OVERRUN PROTECTION

SELF LEVELLING DECK TIE BARS

7-YEAR GEARBOX WARRANTY
The gearbox on the Tuffcut 650 comes with a full 7-year warranty for complete peace-of-mind.


LED ROAD LIGHTING

WALKING AXLES
Walking axles provide smooth travel over uneven terrain.

SAFETY CHAIN GUARDS
Full width, front and rear chain guard.

SHOCK ABSORBING SUSPENSION
Reduces shock loading and vibration in rough terrain.

CUTTING HEIGHT INDICATOR



7-YEAR GEARBOX WARRANTY

The new heavy-duty gearbox design features oversized shafts and gears to ensure cool running, even under heavy workloads. Furthermore, lower seal protection minimises the risk of debris ingress. These enhancements enable McConnel to offer a 7-year gearbox warranty as a standard feature.

