

# T7 Standard Wheelbase Range

T7.180

T7.190

T7.210

T7.225

T7.225



NEW HOLLAND









## Summary

New T7 SWB. The partner	04
Take a look at what's new	06
Quiet, calm, in control	08
Controls that adapt to you and your work	10
Lights that turn night into day	12
Trust New Holland super strength to handle your workload	14
Stable, comfortable, agile	16
Made for easy front implement work	18
Capacity to match capability	20
The master of mixed farm tasks	22
Heavy haulage at highly efficient speeds	24
Precision and Power in Crop Cultivation	26
Little touches that make a big difference	28
New Holland FieldOps™ connectivity	30
New Holland Aftersales Products and Services	32
Specifications	34

# New T7 SWB. The partner

New Holland T7 Standard Wheelbase tractors have built a big following for their blend of power, efficiency, technology and reliability. Now they've been completely redesigned for even greater performance and productivity, with yet more options to ensure they can exactly meet individual needs. As well as new styling setting them apart visually, this range will be the first to feature the new Dynamic Blue colour. Underneath, you'll find the substance to match. There's more transmission choice, including a new Dynamic Command™ transmission option. New electronic architecture ensures instant connectivity. A complete cab redesign takes comfort and visibility to new heights, matched by noise levels of only 68dB(A), and a new suspended Terraglide™ front axle that means a smooth ride is certain.

## T7 tractors cost less to own

Versatility is the hallmark of the T7 tractor design. Each model is built to be your best employee, capable of taking on any task and supporting you whatever your work. FPT Industrial engine technology means extended maintenance intervals, rock-solid reliability and low fuel consumption. These are tractors that can handle demanding arable field tasks, provide the power with a light touch that grassland work requires, and pull with the speed and safety needed for transport jobs. A suite of automated features makes your working day easier, while FieldOps™ connectivity ensures performance data is monitored and recorded.



Farming in Comfort  
See page 08



Engine & Transmission Productivity  
See page 14







Transport usage  
See page 24

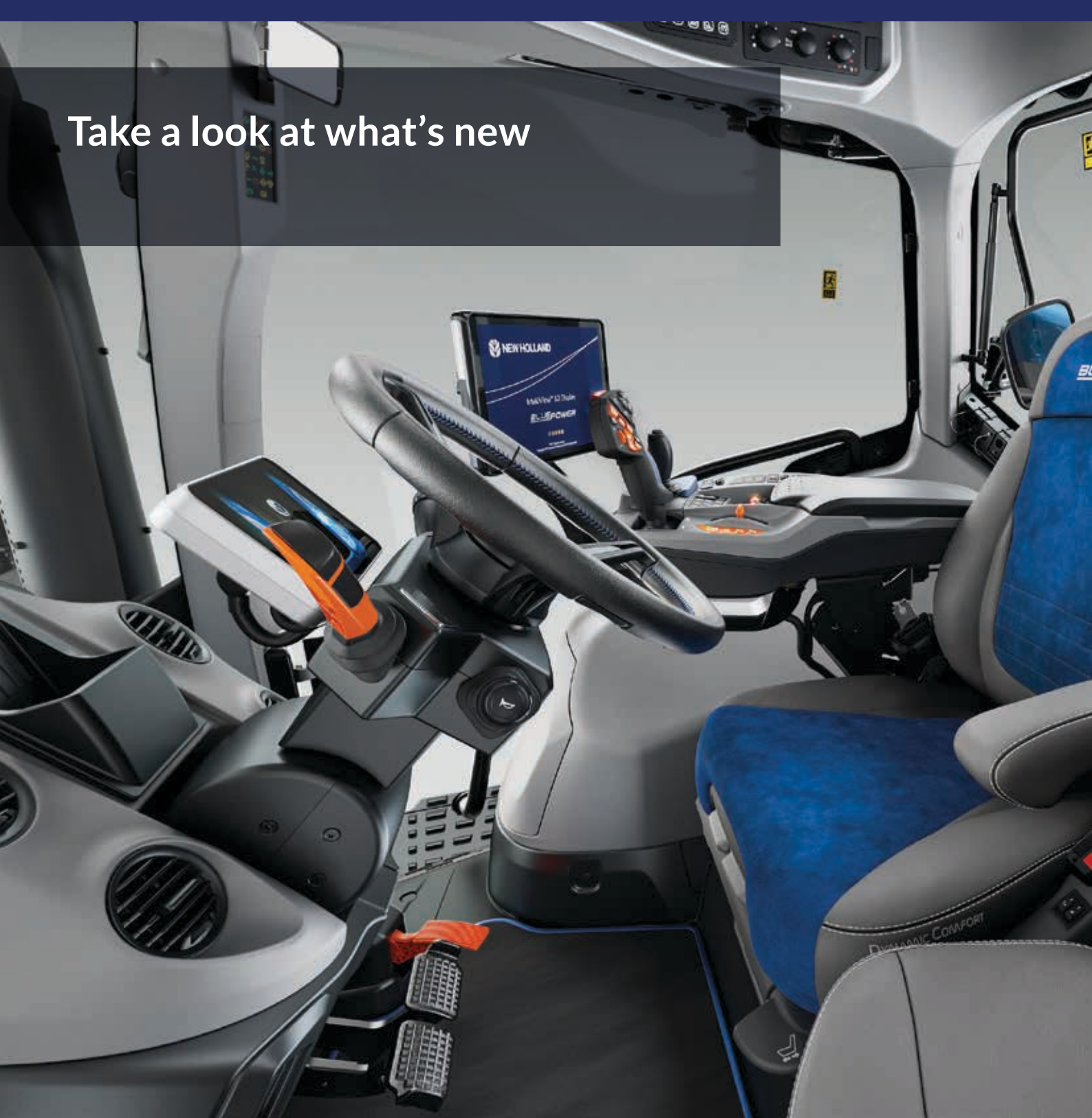


Arable farming  
See page 26





Take a look at what's new







- For maximum ride comfort, you can take your pick from standard mechanical Comfort Ride™ or the new Semi Active Comfort Ride™ cab suspension.
- New Terraglide™ front axle suspension and a turning radius improvement of up to 20%.
- The four-pillar cab features a completely redesigned interior to keep you in complete comfort and total control.
- Visibility is improved, thanks to slim pillars, new bonnet profile and panoramic windscreen option. Within the cab, there is more space and everything has been engineered with a premium feel for a superior environment.
- The new SideWinder™ armrest keeps every key control close at hand, for fingertip operation of your T7 tractor.
- Thoughtful optional touches include easily-accessible toolbox storage to secure and protect your tools, and a handwash tank to help keep clean after servicing.
- Mounted directly in your eyeline, the new InfoView™ screen keeps you informed of all critical tractor operating data.
- The IntelliView™ 12 touchscreen keeps key real time performance data and operating parameters at your fingertips, while also controlling functions such as IntelliSteer® auto guidance.
- With two bold colours, a sculpted hood that enhances visibility, LED tail lights in the New Holland leaf pattern, the new T7 is distinctively styled from front to rear.



# Quiet, calm, in control

That's how you will feel in the new T7 cab environment, where everything is designed around the operator. There's greater comfort, better visibility, and an even lower noise level. The superior finish in the cab is what you've come to expect from New Holland. The result? No matter how long the job, when it's complete you'll exit this cab feeling as refreshed as when you entered, contributing not just to your wellbeing, but your safety too.



## Great views in every direction

The four-pillar cab gives unobstructed side vision, with big benefits for work such as spraying, and to make safe manoeuvres in tight spaces. Forward vision is also improved, thanks to upgrades such as a 270° front wiper, more sculpted hood profile and redesigned front axle, easing headland turns and front implement work. Unimpaired vision for front loader operation is assured thanks to high-visibility and panoramic roof options, while rearward vision is aided by a 180° wiper.





## Comfort and convenience

Have a seat. Everything in the new T7 cab has been created to keep you comfortable and in control. At your feet you'll find the exhaust brake has been repositioned to reduce brake pedal effort, while to your right is the new SideWinder™ armrest, with controls that make operation even more intuitive. You can specify the latest IntelliView™ 12 touchscreen terminal for full information and fingertip operation. There are convenience touches all around, from a display mounting rail to more storage space, an optional cooling box and a bottle holder.

## Step into superior comfort

Take a step into your luxurious field office. New, illuminated larger steps and carefully-placed integral grab handles ensure safe and simple entry and exit. They fit seamlessly into the profile of the diesel tank, for a sleek design that marries form with function. You'll also find a handy full-size toolbox storage space thoughtfully integrated here, to keep your tools close at hand.





# Controls that adapt to you and your work

Specify your T7 controls exactly how you want them, from mechanical to fully electronic. Key features can be customised to suit preferences and tasks. The new compact SideWinder armrest defines an intuitive interface, with a press-and-turn encoder dial or the optional IntelliView™ 12 touchscreen for tractor management, aided by new electronic architecture with faster reactivity. Choose from mechanical or electrohydraulic remote valves, and from a suite of precision technology, including IntelliSteer® auto guidance. New T7 tractors are also Tractor Implement Management (TIM) ready, for connecting to smart implements.



## SideWinder: A New Holland hallmark

Unique to New Holland, the SideWinder™ armrest is the very definition of 'everything at hand'. From the CommandGrip™ multifunction handle to the engine and transmission controls, plus hydraulic and hitch functions, everything arranged logically – and thanks to the New Holland SideWinder innovation, the entire armrest can be adjusted to where you want it. The remote valve controls – including paddles and a joystick – are configurable and backlit, for easy, tailored operation.





### All info in your eyeline

The InfoView™ display behind the steering wheel shows all key tractor operating information, such as engine speed, fuel level and warning symbols, with data selectable via the encoder on the SideWinder armrest. With the display directly in your field of vision, everything is easy to see at a glance.



### IntelliView™ 12: the essence of intelligence

Choose the new IntelliView™ 12 monitor option – which can be armrest or rail mounted – and a whole host of machine benefits are at your fingertips. Its 12" screen and intuitive tablet-like navigation ensure it's easy to operate, and full ISOBUS capability means compatible implements can be seamlessly plugged in and fingertip-operated. With full two-way connectivity, it's also the gateway to data collection, mapping, guidance and automatic function management.



# Lights that turn night into day

With the latest New Holland lighting options, you'll always operate with ease and in complete safety regardless of the weather or time of day. You can specify your T7 with an array of halogen and LED road and work light alternatives, all of which are managed on the easy-to-navigate headliner panel or the IntelliView™ 12 screen. At the rear you can even specify distinctive New Holland leaf LED tail lights to set your tractor apart from the crowd.








## See all around you

To suit the type and amount of work you do at different times of day during the seasons, you can specify your T7 tractor with a wide array of different lighting packages to maximise safety and comfort. New Holland gives you a standard package of eight worklights, but you can choose to have up to 22. You can also choose from six combinations of low, panoramic or high roof options with LED or halogen lights.



## Welcome aboard

With the optional courtesy lights, you are provided with a warm and bright greeting as you approach the cab of your New Holland T7 tractor. A safe and comfortable entry and exit are assured by the LED step lighting and by the LED courtesy light in the cab roof.





# Trust New Holland super strength to handle your workload

Select from four T7 models with maximum boosted outputs of 180-225hp from Stage V FPT Industrial six-cylinder engines. Choose a transmission – the new Auto Command™ CVT, new Dynamic Command™ semi-powershift with Double Clutch Technology. Whatever the combination, the full in-house powertrain brings you greater efficiency and enhanced driveability.

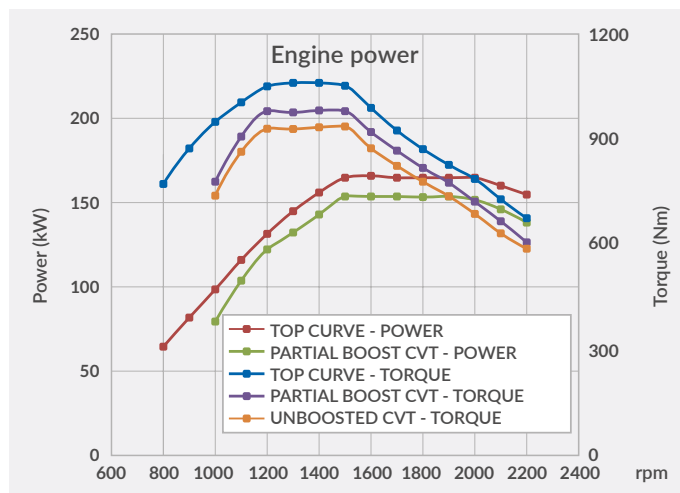
And with a 2,789mm wheelbase, 13,500kg gross vehicle weight and 5,500kg payload, these tractors have the statistics to match their strength.





## Powerful, effective, efficient

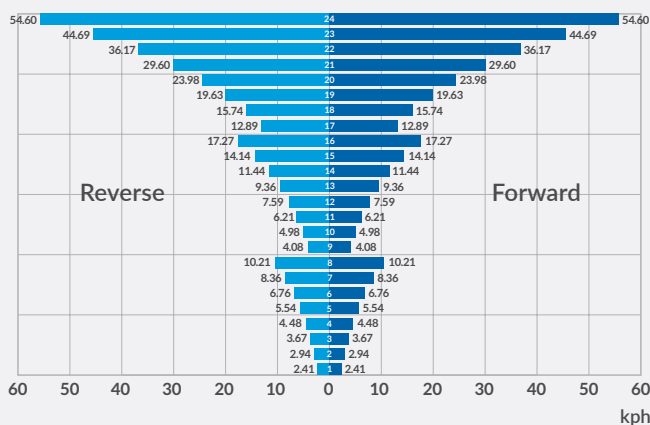
New T7 tractors are powered by proven 6.7-litre FPT Industrial NEF engines, with a block and oil sump designed for heavy-duty load-bearing. With a 750-hour engine interval, your tractor will spend minimal time being serviced. All engine components are designed to ensure optimal levels of torque, power, cooling and fuel efficiency. This leads to class leading performance both on the road and in the field. The renowned DLG test was carried out in May 2025 and the Dynamic Command™ came in at a competitor beating 243g/kWh and 257g/kWh for the Auto Command™, a fantastic achievement for a 6 cylinder engine in this horsepower category. The T7 SWB can also boast to be compatible with HVO100 or 7% bio fuel.



## New Dynamic Command™

The new Dynamic Command™ transmission provides 24F/24R speeds – or 48F/48R with creeper option – to exactly match every task, while its 50kph capability can be achieved at an Eco setting that reduces fuel use and noise levels. Dynamic start/stop functionality brings lot more comfort using only the braking pedal to stop the tractor. Comfort and driveability are enhanced by automation including kick-down, smart range shifting and Ground Speed Management II, which automates engine and transmission management to meet your set speed target. With sector-topping fuel consumption results in official DLG tests, the T7 can claim to be best-in-class in the 6 cylinder engine category.

### T7 SWB Dynamic Command™ speed range



## New Auto Command™ CVT

With 50kph capability, the new Auto Command™ continuously-variable transmission provides you with better comfort and driveability, greater efficiency, and even more performance and productivity, for a more versatile match to meet every application. You can achieve constant, smooth power and speed, benefit from greater mechanical efficiency and traction, and have the flexibility to operate in PTO, Transport, Cruise or Manual modes to match your work.





# Stable, comfortable, agile

Comfort was a key focus when New Holland redesigned the T7 tractor range.

That's why these tractors feature a brand new front axle with novel suspension system, plus new cab suspension options, all contributing to an enhanced ride. The new front axle design also offers other benefits, including improved manoeuvrability and a reduced turning radius.



## Two ways to ensure a smooth ride

We know that operator comfort is paramount, for those long hours in the cab. That's why new T7 tractors are available with different types of cab suspension.

Mechanical, adjustable according to the cab load, with five settings selectable. A Hydraulic option which is fully active, permits pre-selection of different configurations and includes proactive anti-roll logic.


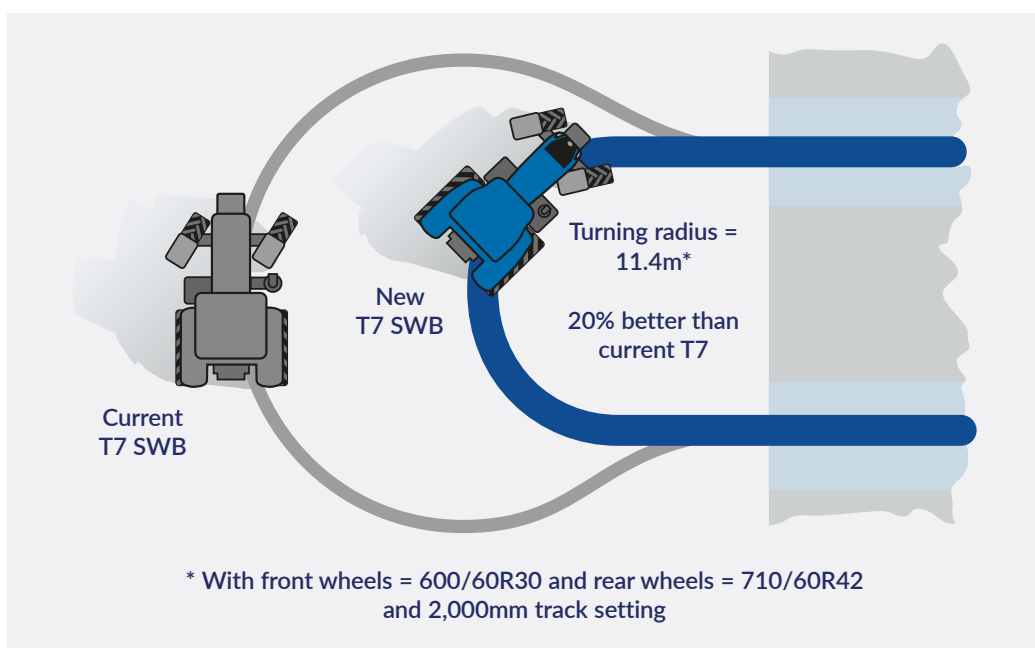


## Pick the axle that suits your situation

Specify the T7 that's right for you with the front axle that matches its planned workload. With two front axle options, both the standard and heavy duty can be ordered suspended or suspended with brakes. In conjunction with a new axle support and redesigned hood shape, the new axle design has significantly cut the turning circle by 20% to 11.4m, for swifter, more efficient headland turns. Added to the new hood shape, this front-end redesign defines the new T7.

## Terraglide™ front suspension soaks up the bumps

New Holland engineers completely reimagined the front-end architecture of the new T7 tractors, to integrate a new front axle suspension system with saddle-type kinematic design. With soft, medium, hard or auto settings, the system's double-acting cushioning cylinders and accumulators provide +60mm and -45mm of vertical travel, with adaptive control logic adapting in accordance with the load on the tractor, to keep you comfortable whatever the terrain.





# Made for easy front implement work

With the T7 front-end package, you can benefit from additional output and ease of operation to more than double the versatility and productivity of your tractor. A wet clutch front PTO means greater durability, reduced maintenance and less noise, while the Category III front hitch has a 4,180kg lift capacity, plus optional 4 mid mount valves and front ISOBUS socket.

1. Up to 2 sets of front couplers, with free flow return and electric hitch pressure control
2. Front ISOBUS, power sockets and front hitch management control
3. Category 3 front hitch with 4,180kg of lifting capacity at the ball ends
4. Wet Clutch 1,000 speed front PTO







### **Wet clutch front PTO**

Offering 1,000rpm speeds, the new front PTO package is the ideal partner to help get more from a T7 tractor fitted with a front linkage. The wet clutch design makes operation considerably quieter, and means the drive is maintenance-free.

### **Front-end options aid versatility without compromise**

With the T7 front hitch design, there is no compromise when it comes to also running the tractor with a front loader. Up to four mid-mount hydraulic valves can be specified to supply the hitch and loader, and it's easy to divert oil between them.

This is a design made to make life simple.



# Capacity to match capability

Implement couplings are logically arranged and easily accessible, for safe, swift implement hitching. A new horizontal remote valve stack layout means hydraulic hoses can be coupled quickly and correctly, while electrical sockets are simple to see and within easy reach, as is the pneumatic trailer brake valve. For markets where a pick-up hitch is required, a new independent pick-up hitch engineered without lift rods is of a simpler yet more robust design. Up to four mechanical or five electronic remote valves can be specified, plus a Power Beyond connection and an automatic trailer steering lock. With a rear linkage lift capacity of 8,390kg, you can easily handle heavy implements.

1. Horizontal remote stack layout with clear valve identification
2. PTO, hitch and configurable remote valve control buttons
3. Category 3/3 N rear hitch with 8380 kg of lifting capacity at ball ends
4. Large offering with 3 / 4 / 5 electronic or mechanical remotes, with or without Power Beyond
5. Option of Hydraulic stabilisers and hydraulic adjustable lift arm
6. Automatic trailer steering lock








### Comprehensive PTO package

Along with the expected 540rpm and 1,000rpm PTO speeds you would expect to find at the rear of tractors like the new T7 series, these latest models also offer 540E and 1,000E capability, for fuel-saving economy on lighter tasks. Whatever implement you are working with and whatever the conditions, you will find the PTO speed to match.



### The power to match every implement demand

With a closed-circuit load-sensing pump delivering 125, 150 or 170l/min, in a T7 tractor you will never find yourself short on hydraulic flow, no matter how demanding the implements with which you're working. It is possible to specify up to five rear remote valves, and up to four remotes for front/mid use. For easy and quick implement hitching, remote switches are available at the front and the rear of the tractor seamlessly control the 3 point linkage or hydraulic top link. In true New Holland style one of the rear switches is configurable.



### Couple up cleanly and quickly

A newly designed arrangement which places the rear remote valves in an easily accessible horizontal stack, colour coded for easy identification, fully reconfigurable from the cab and pressure release valves for easy disconnect.

ISOBUS, trailer electric and braking connections are all logically positioned for simple attachment.

External remote valve control button can be configured to operate any remote valve, hydraulic top link or hydraulic hitch.



# The master of mixed farm tasks

The new T7 is the tractor that proves it's possible to blend power with just the right amount of tailored technology to tackle the needs of individual farms. It has the muscle to meet demanding field operations, the delicate footprint to handle hay and silage work, and the manoeuvrability to manage loader tasks. It can also work with equipment from the simplest to the most advanced and connected. And it can be specified with mechanical controls or fully electronic switch and touchscreen operation with customisable configuration.

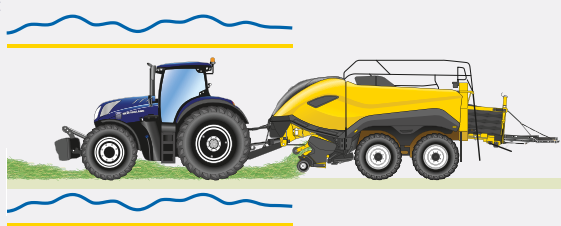
You can even have the roof that matches your needs, from standard high to low or panoramic.





Cab Movement  
System off  
System on

PTO speed  
System off  
System on



## Integrated large square baler control

Integrated Large Square Baler Control on T7 tractors enhances operator comfort by optimising the interaction between the tractor and an attached baler. By anticipating the baler's crop compression stroke, it maintains a more consistent engine and PTO speed, cuts cab movement by 15% and reduces fuel consumption by up to 12% through the baling cycle.



## Made to match with a New Holland loader

New Holland T7 tractors are designed for seamless integration with New Holland loaders. The New Holland 600LA and 700LA models, which lift up to 3,385kg, are ideally matched to the T7 range. Loader control is effortless thanks to armrest integration of the joystick controller, while with the panoramic roof option it's easy to observe the load to full height.

## Full compatibility with the front hitch

Just because you are working with your loader doesn't mean you have to compromise with your tractor's front hitch, or vice versa. With a T7 tractor and a New Holland loader, the two are perfectly compatible without interference.





# Heavy haulage at highly efficient speeds

Their comfort, capacity and smooth-shifting transmissions mean New Holland T7 tractors are the perfect partner for transport tasks.

The new Auto Command™ CVT, with its 50kph capability, does all the work for the operator, providing the comfort, efficiency, performance and productivity that heavy haulage requires. And the new Dynamic Command™, with 50kph capability achievable at an Eco setting that reduces fuel use and noise levels.

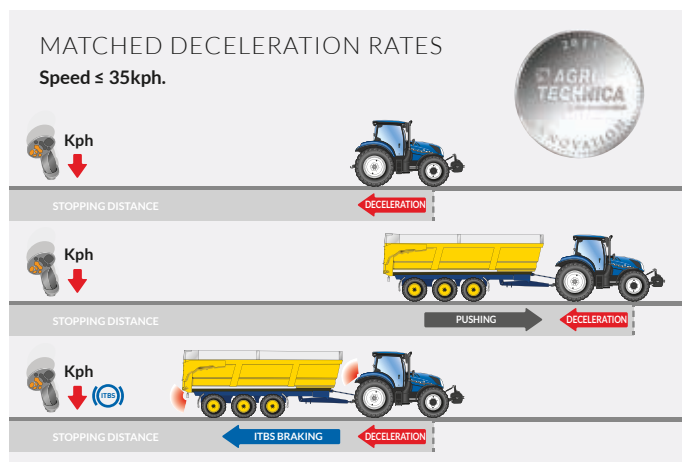
## Nothing else is as efficient as a T7

The new T7 has been designed to operate at maximum efficiency, whether in the field or on the road. A higher gross vehicle weight of 13,500kg means you can tow more, and an reached payload of 5,500kg means you can carry more too. The FPT Industrial engine's flat transport curve provides improved driveability, while both the Auto Command™ and Dynamic Command™ transmission options come with automated features that maximise efficiency.

And with the combined effects of the New Holland suspended front axle and cab suspension, you'll travel in comfort whatever the terrain.

## Intelligent Trailer Braking

The award-winning New Holland Intelligent Trailer Braking system on T7 Auto Command™ tractors ensures greater stability under deceleration with a trailer, for enhanced safety. When the driver reduces the tractor's speed it aligns the deceleration rate of the tractor and its trailer by using just the transmission, without applying the brakes.



## Automatic trailer steering lock

This feature locks steerable trailer axles when driving in reverse and at high speeds. The automatic activation of the system also helps to avoid soil or sward damage.









# Precision and Power in Crop Cultivation

In addition to Auto Command™ CVT, New Holland T7 tractors are available with Dynamic Command™ 24F/24R transmission, available with a creeper option that doubles the number of speeds to 48F/48R, ideal for vegetable planting and harvesting. A full suite of precision farming technology matches the needs of modern arable farms, including various auto-steer options, IntelliTurn™ automated headland turning, and IntelliField™ line sharing. These tractors are TIM-compatible, and ISOBUS ready for automatic boom section control and variable rate application. And, of course, data recording and two-way transfer are automated via New Holland's FieldOps™ online portal.

## A combination that creates a powerhouse package

Individual components all play their part, but it's the way they have been precisely engineered in harmony with each other than makes the new T7 the best choice as your arable farm partner. The entire powertrain is designed for maximum traction and pulling power at the lowest possible fuel consumption, while the engine's torque curve ensures you get the most Traction and pulling force, with a low engine speed.





### IntelliField™ data sharing

With IntelliField™, it's easy to share data such as tasks, guidance line and coverage between compatible terminals on other machines working in the same field. As a result, your operation's productivity rises, and everyone works seamlessly with the same information.



### Headland Turn Sequencing II

With HTS II, your multitasking at every headland turn is at an end. Complete turn processes, including full implement management, can be recorded live or created manually on the IntelliView™ 12 monitor. An edit function allows any fine tuning of the program if required.

### CustomSteer™ variable-rate steering

To reduce the steering input when turning in the field or yard, CustomSteer™ can adjust the steering ratio, reducing the number of turns to obtain full lock. You can even set a different ratio in reverse for backing trailers.

### IntelliTurn™ end-of-row/headland automated turning

IntelliTurn™ allows you to automate the steering during a headland turn, with precision selection of the optimum path to minimise manoeuvring time and headland compaction. IntelliTurn™ and HTS II functions can be combined to fully automate every headland turn process.





# Little touches that make a big difference

## Convenient features

On the right-hand side leading up into the new T7 tractors, you'll find small thoughtful touches that show how our designers think about your everyday needs. Optional integrated toolbox space ensures you can keep all you need with you in a safe and secure place, while a five-litre water tank means you can wash hands after servicing. You'll also find improved battery access.







### Choice of rear fender options

The rear mudguards can be specified with 222mm extensions or 382mm wider version. This alters the tractors overall fender width from 2,130mm to 2,352mm and 2,512mm.



### More room for everything you need with you

Even in today's modern tractor cab designs, there is rarely enough storage for all that you need to carry for a day's work – or even a season's operation. New Holland has answered that with the new T7. There is more storage space everywhere you look, for small items and larger ones. An optional cooling box provides plenty of room for a day's food and drink, while a bottle holder behind the drivers seat area keeps big bottles secure.

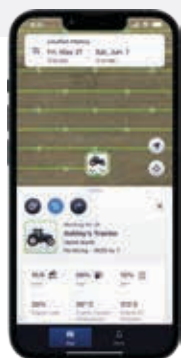




New Holland FieldOps™ enables you to manage your machine and agronomic data in one convenient location. Manage data quickly, enhance your work in the field or remotely and make informed decisions based on your field operations.

### Monitor Machines in Near Real-Time

Stay on top of machine activity with near real-time tracking of machine parameters, location, job status and task completion. Plan the next operation based on where machines are now and access a 24-hour machine history to optimise every move. Quickly detect abnormal machine conditions with customisable alerts and resolve critical events to maximise uptime.



### Proactive Dealer Support

Keep the contact with your local New Holland dealer to stay up and running by ensuring any potential issues are identified and addressed promptly to minimise downtime and maximise productivity.

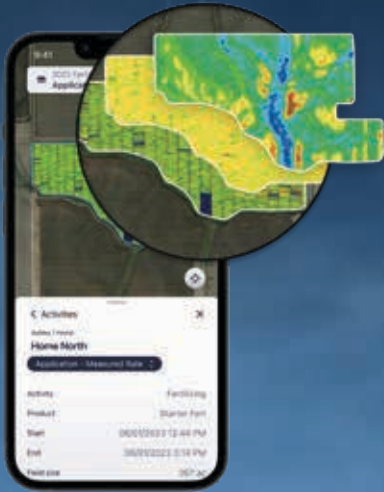




Optimise input use with smarter planning and actionable insights

Boost productivity and operational efficiency

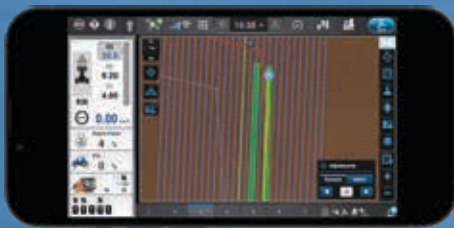
Maximise uptime with proactive monitoring



### Manage Tasks and Visualise Agronomic Data Layers

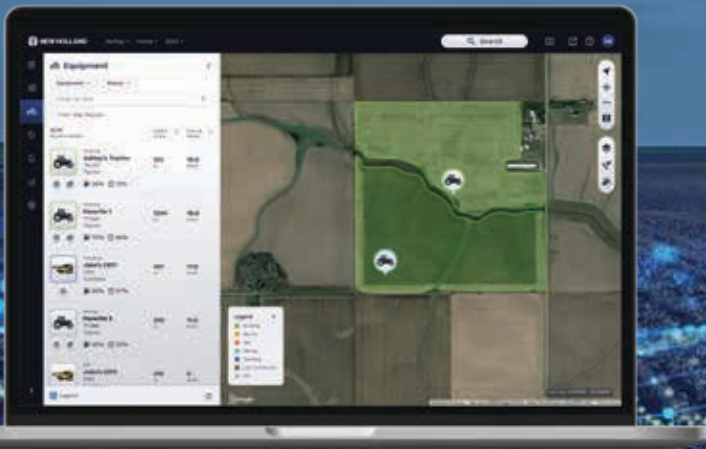
Create and send parameters like field names, boundaries, guidance lines and prescriptions directly to your New Holland and compatible third-party machines. Seamlessly transfer yield and other data into FieldOps™ for centralised management.

Gain powerful insights into your fields with in-depth analysis tools. View and compare multiple layers of agronomic data across the season—and year over year—to support better decision-making and long-term planning.



Give your operators extra support with **remote display viewing**.

Use FieldOps™ to help your operators make real-time adjustments, almost as if you are in the cab with them.



Create a free New Holland FieldOps account and get connected!



[fieldops.newholland.com](https://fieldops.newholland.com)



# New Holland Aftersales Products and Services

In choosing New Holland you have made a quality choice. You are ready to start your journey with us and our network, counting on a wide range of quality products and professional services available and next to you season after season.

## GENUINE PARTS

### Top performance guaranteed at all times

Committed to keeping your machines in top condition for like-new performance, New Holland offers a wide range of Genuine Parts, manufactured to the same high standards and with the same high-quality components used in new machines.

Genuine Parts are the result of a certified supply chain and stringent tests on the conformity, the reliability and the durability, to ensure consistent high levels of safety and performance over time.



## REMAN PARTS

### Recommended for your ageing New Holland machine

Choosing the Reman range means embracing our circular product lifecycle approach with the certainty that the components fitted to your machine will be as efficient as new.

Thanks to the unrivalled know-how acquired over the last decades, New Holland is the ideal partner for such a complex and sophisticated industrial process, sustainably remanufacturing the essential components of your machine to the highest standards, guaranteeing as good as new quality at an affordable price.

## ACCESSORIES

### Tailored to your farming

Every day, New Holland implement solutions that make your machine unique and reliable, covering every single demand.

From safety to productivity, from comfort to power, the complete range of accessories is adapted to your specific activities, as single items or in kits set up by your New Holland dealer.

### Ambra lubricants

With the right lubricants, you can protect your machine, minimise maintenance and downtime and boost your performance.

Ambra lubricants line, engineered by Petronas specifically for New Holland machines, is our recommended choice.



## GENUINE PARTS: whenever, wherever!

Choose from click & collect or doorstep delivery at MYCNHSTORE.



Get your parts on [www.mycnhstore.com](http://www.mycnhstore.com)



GENUINE  PARTS





## UPTIME SERVICE

Developed by New Holland, Uptime Service is the new, professional and flexible Planned Maintenance Programme designed to make it easier for you to manage long term routine maintenance.

Planned Maintenance is a key factor to keep your equipment always in good shape, maximising the performance and the uptime through scheduled operations carried out by professional New Holland Dealer' technicians, using only genuine parts and lubricants.

## UPTIME SUPPORT

In high season, our Uptime Support experts are ready to support 24/7 as soon as your assistance request is recorded.

Together with your New Holland dealer, we do everything possible to provide the quickest and most effective support, until the matter is fixed and you are back in your field! You can activate Uptime Support through the Top Service phone number or MyNH App.

## Connected Services



New Holland FieldOps™ is the Telematics Portal to stay constantly connected with your equipment from the comfort of your office. With New Holland FieldOps™ you can monitor the locations and the usage of your fleets, manage precision farming operations, get the Dealer's remote support 24/7 and much more.

New Holland technicians operating in the Dealer's IntelliCentre, remotely monitor the connected machines preventing possible failures before they even occur.

## UPTIME WARRANTY

With Uptime Warranty you are assured that all possible failures will be professionally fixed by specialised New Holland Dealer's technicians and you won't need to pay for anything, keeping operating costs under control.

Uptime Warranty is the New Holland extended warranty program offering maximum protection, minimum cost and highest resale value.

### Included on T7 Standard Wheelbase range



#### New Holland Uptime Pack – All the best services in one pack

Uptime Pack group together the best of New Holland aftersales services in different packages designed to maximise uptime, improve operational safety, keep costs under control and increase productivity. There are three levels of support for our customer: Uptime Pack Basic, Uptime Pack Plus and Uptime Pack Premium.



Farm with peace of mind



Maximise your uptime



Stay connected with your farming



Increase your productivity



## New Holland Style

Want to make New Holland a part of your everyday life? Browse the comprehensive selection on [www.newhollandstyle.com](http://www.newhollandstyle.com)

A whole range of items are available including hard wearing work clothing and a vast selection of scale models, together with so much more. New Holland. As individual as you.



Models	T7.180	T7.190	T7.210	T7.225
New Holland engine*				
Number of cylinders / aspiration / valves per cylinder	6/ TTA / 4			
Compliant with engine emissions regulations	Stage V			
ECOBlue™ HI-eSCR system (Selective Catalytic Reduction)	●			
Approved biodiesel blend**	B7			
Capacity (cm³)	6728			
Max. horsepower @ 1600rpm [kW/hp(CV)]	133/181	141/192	155/211	166/226
Rated engine speed @ 2200rpm [kW/hp(CV)]	132/179	140/190	150/204	155/211
Max. torque @ 1300rpm (Nm)	844	906	979	1063
Torque rise Standard / EPM (%)	29	30	28	31
Reversible fan	O			
Diesel tank capacity Standard (Litres)	350			
AdBlue tank capacity (Litres)	50			
Service interval (hours)	750			
Dynamic Command™ Transmission				
IntelliShift™ system	●			
Powershuttle lever with aggressiveness setting switch	●			
Auto transmission functions	●			
Dynamic Command™ (40kph)	O			
24 x 24 DCT - 40kph ECO	●			
24 x 24 DCT - 40kph ECO w/ creeper (48 x 48)	O			
24 x 24 DCT - 50kph ECO	O			
24 x 24 DCT - 50kph ECO w/ creeper (48 x 48)	O			
Auto Command™ Continuously Variable Transmission				
Powershuttle lever with aggressiveness setting switch	●			
Active StopStart function	●			
Force base propulsion control	●			
3x1 CVT - 40kph ECO	●			
Min. speed / Max. speed (kph)	0.03 / 40			
3x1 CVT - 50kph ECO	O			
Min. speed / Max. speed (kph)	0.03 / 50			
Electrical				
12 volt alternator Standard / Optional (Amps)	170 / 250			
Axles				
4WD front axle Class 3.6	●			
4WD front axle HD Class 4.1	O			
Terraglide™ front axle suspension	O			
Max. Steering angle Standard / Terraglide™ axle (°)	55			
CustomSteer™ system	O			
Terralock™ functions	●			
Dynamic front fenders	●			
Bar rear axle	O			
Turning radius with Standard / Terraglide™ suspension front axle (mm)	11400			
Hydraulics				
Closed Centre Load Sensing (CCLS)	●			
Main pump flow (Lpm)	150			
MegaFlow™ option (Lpm)	170			
Electronic Draft Control (EDC)	●			
Max. no. Mechanical rear valves	4 + Power Beyond			
Max. no. Electronic rear valves	5 + Power Beyond			
Advanced Joystick control (Forward / Reverse + Gear Change)	O			
Max. no. mid mount valves	4			
Linkage				
Max. lift capacity at ball ends (kg)	8380			
Max. lift capacity through the range (610mm behind ball ends) (kg)	7450			
Front linkage lift capacity at ball ends (through the range) (kg)	4180			
Front loader ready	O			
Brakes				
Dynamic Command electronic park brake	O			
Auto Command electronic park brake	●			
Hydraulic trailer brakes	O			
Pneumatic trailer braking system	O			
Intelligent trailer braking system	O			
PTO				
Auto Soft Start	●			
Rear PTO engine speed at: 540 / 540 E / 1000 / 1000 E (rpm)	1901 / 1575 / 1929 / 1594			
Auto PTO management	●			
Front PTO 1000rpm	O			
Wet clutch	●			



Models	T7.180	T7.190	T7.210	T7.225
<b>Cab</b>				
Four pillar 360° Horizon™ cab with FOPS - OECD code 10 level 1			●	
Horizon™ cab category level - EN 15695			2	
High visibility roof hatch - Low roof / High roof / Panoramic roof			O / ● / O	
Heated front and rear windscreen			O	
8 Halogen lighting pack			O	
12 Halogen lighting pack			●	
12 LED lighting pack			O	
14 LED lighting pack			O	
18 LED lighting pack			O	
22 LED lighting pack			O	
Comfort seat with seat belt			●	
Dynamic Comfort™ seat with seat belt			O	
Auto Comfort™ Active Climate Control, leather seat with seat belt			O	
Instructors seat with seat belt			●	
Blue Power Package: Metallic Blue and Silver paint			O	
Air conditioning			●	
Automatic climate control			O	
MP3 Bluetooth / DAB radio (hands free phone calls)			O	
Telescopic shatterproof mirrors			●	
Wide Angle Telescopic Shatterproof Mirrors			O	
Comfort Ride™ cab suspension			O	
Fender mounted external PTO & linkage controls			O	
Fender mounted external remote valve control			●	
Auto Command optimum cab noise level - 77 / 311EEC [dB(A)]			68	
Factory fit rotating beacons (1 / 2)			O	
<b>On board technologies</b>				
SideWinder™ armrest			●	
CommandGrip™ handle			●	
InfoView™ Monitor			●	
Auto Command™ IntelliView™ 12 colour monitor			O	
Dual IntelliView™ 12 colour monitor with ISO 11783 connector			O	
Camera Connection			O	
Cab monitor mounting bracket			O	
IntelliSteer® guidance ready			O	
Headland Turn Sequencing (HTS)			●	
IntelliTurn™ with Headland Turn Sequencing (HTS) system			O	
ISOBUS (External and in cab connection)			O	
IntelliField™ boundary, map & guidance line data inter-vehicle sharing			O	
FieldOps™ (Connectivity Included)			●	
<b>Weights</b>				
Standard front axle, no FHPL/PTO/Fuel/Operator (kg)			7600	
HD 4.1 Terraglide™ suspended front axle with FHPL/PTO/Fuel/Operator/710 rear (kg)			8400	
Max. permissible weight at 50kph (Class 3.6) (kg)			11500	
Max. permissible weight at 50kph (HD Class 4.1) (kg)			13500	

● Standard O Optional \* Developed by FPT Industrial \*\* Conditions Apply



Dimensions	T7.180 - T7.225
<b>With rear tyre size (radius index)</b>	
A Overall length inc. weight pack and rear linkage (mm)	650 to 950
B Minimum width (mm)	5003
C Height at centre of rear axle to top of cab (mm)	2549
D Overall height with GPS (mm)	2083 to 2301
E Wheelbase Standard axle (mm)	2614 to 3232
F Track width (min. / max.) (mm)	2789
G Ground clearance (depends on rear tyres size, hitch or tow hook) (mm)	1556 / 2268
	430 to 480



[www.newholland.com/uk](http://www.newholland.com/uk) - [www.newholland.com/ie](http://www.newholland.com/ie)



The data indicated in this folder are approximate. The models described here can be subjected to modifications without any notice by the manufacturer. The drawings and photos may refer to equipment that is either optional or intended for other countries. Please apply to our Sales Network for any further information. Published by New Holland Brand Communications. BTS Adv. - Printed in Italy - 11/25 - (Turin) - 250000/INB